

Registered User (Freelancer)

1. How to Register

The screenshot displays the website's registration page. At the top, there is a navigation bar with links for Home, Join Us/Login, Browse Projects, Freelancer Services, Find Freelancers, Contact us, and FAQs. The main content area is divided into two columns. The left column features a 'Hire Online, Pay Online' section with a list of benefits and a 'Sign Up now!' button. The right column contains a 'Members Login' form with fields for Username and Password, a 'Remember me' checkbox, and a 'Log in' button. Below these sections are two registration options: 'Freelancer' and 'Buyer', both marked as 'Require Approval'. The 'Freelancer' option is highlighted with a red box and lists features such as simple registration, free membership, and secure payments. The 'Buyer' option lists features like simple registration, free membership, and the ability to post projects. Both options include a 'Choose & Continue' button. A chat bubble in the bottom right corner indicates that a support agent is online.

Home [Join Us/Login](#) [Browse Projects](#) [Freelancer Services](#) [Find Freelancers](#) [Contact us](#) [FAQs](#)

Hire Online, Pay Online

- Hire online for a fraction of the cost!
- Outsource anything you can think of!
- Programmers, designers, content writers are ready now!
- Only pay freelancers once you are happy with their work

[Sign Up now!](#)

Members Login

Username:

Password:

Remember me

[Log in](#)

Freelancer Require Approval

Freelancers enjoy the following features:

Features:

- Simple registration.
- Free Membership
- Search and apply for Projects in just a few clicks.
- Get notified when a new project is posted.
- Payments Secured by System

[Choose & Continue](#)

Buyer Require Approval

As a freelance Buyer, you are entitled to,

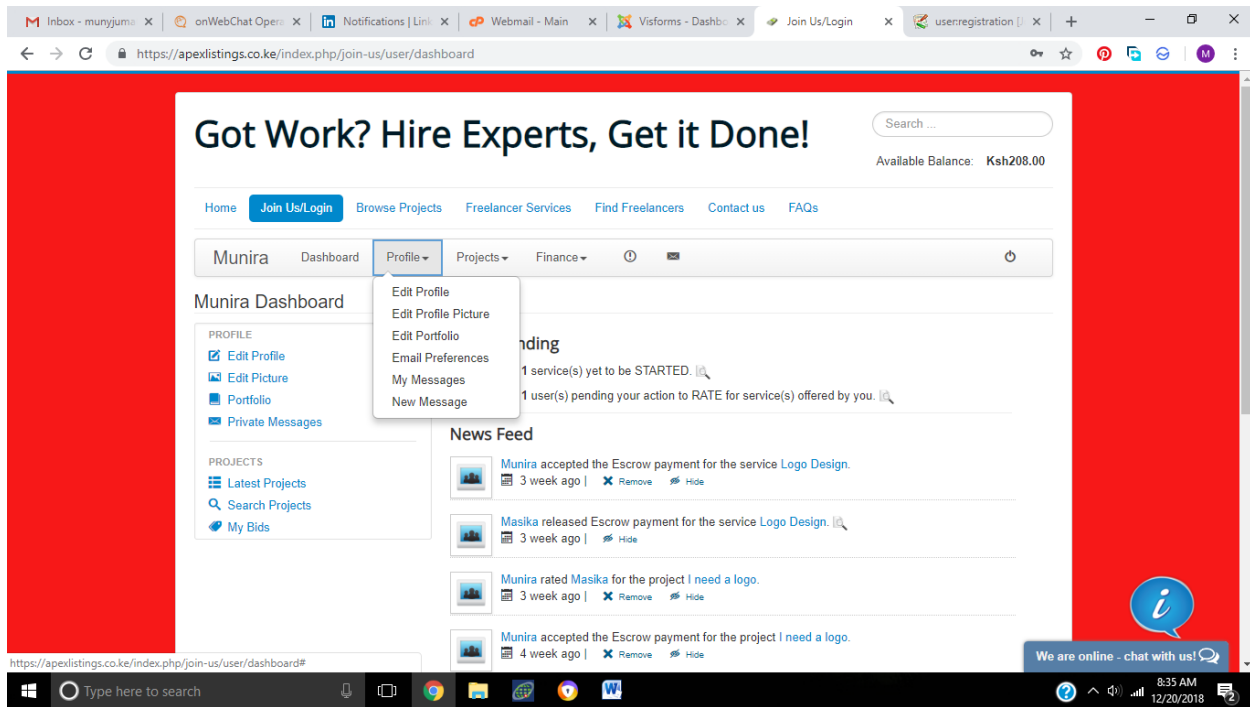
Features:

- Simple Registration
- Free Membership
- Post projects in easy steps and start receiving bids.
- Get notified immediately when there is a new bid.
- Pick a freelancer, get your Project done
- Initiate Payment

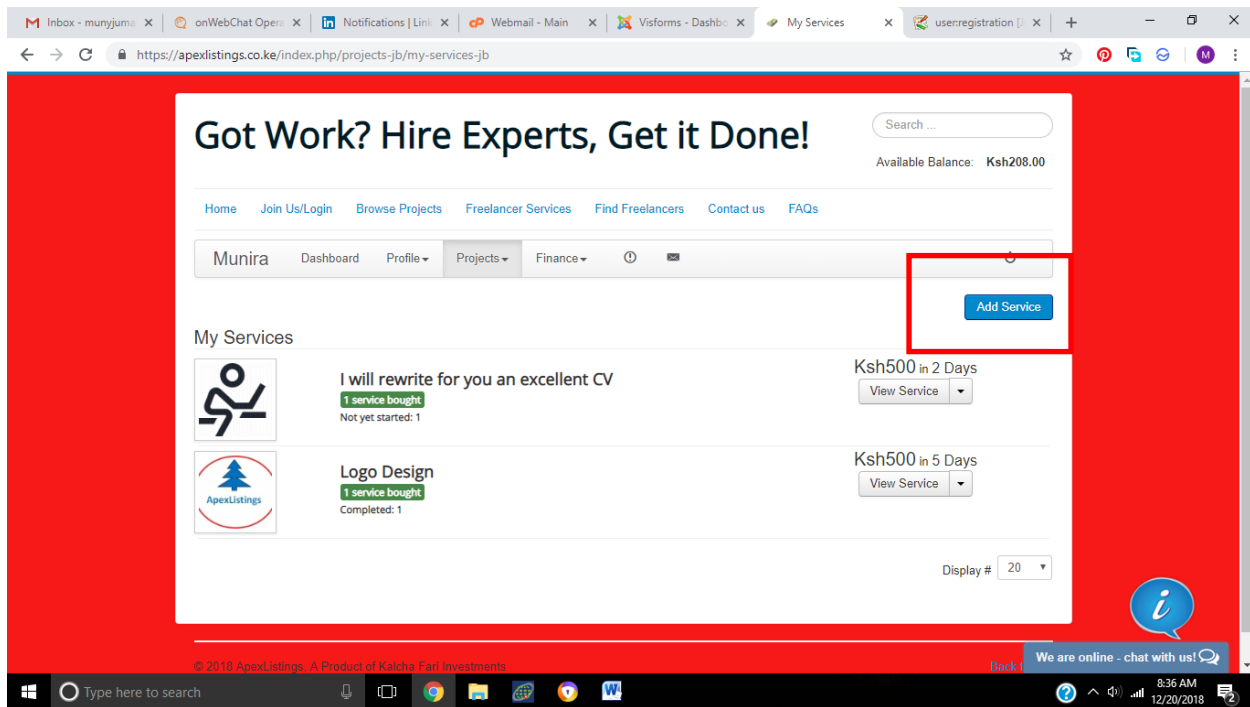
[Choose & Continue](#)

We are online - chat with us!

2. How to set Up Profile



- 3. How to Add Services.** Each service you post is charged but this is optional. However we recommend you add services to double your chances of getting work. By adding services you allow Buyers to find you faster. To Add Services Go to Projects→My Services→Add Service



- 4. How to Bid/Apply for jobs.** Browse Projects→Select the job you want to apply→Bid on this Project

Got Work? Hire Experts, Get it Done! Available Balance: Ksh208.00

Home Join Us/Login Browse Projects Freelancer Services Find Freelancers Contact us FAQs

Munira Dashboard Profile Projects Finance

Bid on This Project

Need help with my college research Project Details

Report Project Send Message

SEALED

Bids	Average Bid (KSH)	Budget (KSH)	9 day(s) 2 hour(s) left
Sealed	Sealed	Ksh2,000 - Ksh5,000	OPEN

Posted by : Joseph Harry 0 Reviews

Project Description:
I have a pending research that needs to be completed by January. More details will be provided after bidding.

Skills Required:

We are online - chat with us!

5. How to Withdraw Funds to your Mpesa

Got Work? Hire Experts, Get it Done! Available Balance: Ksh208.00

Home Join Us/Login Browse Projects Freelancer Services Find Freelancers Contact us FAQs

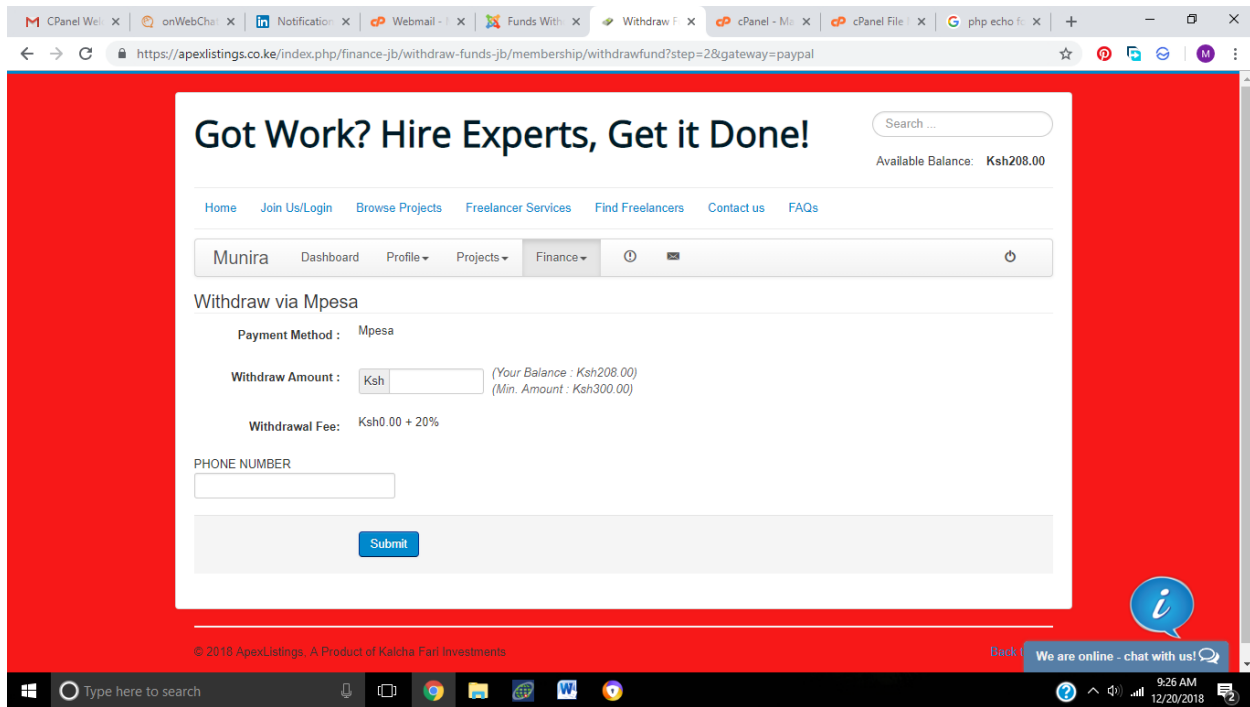
Munira Dashboard Profile Projects Finance

Withdraw Funds

Method	Description	Fee
Mpesa		Ksh0.00 + 20%

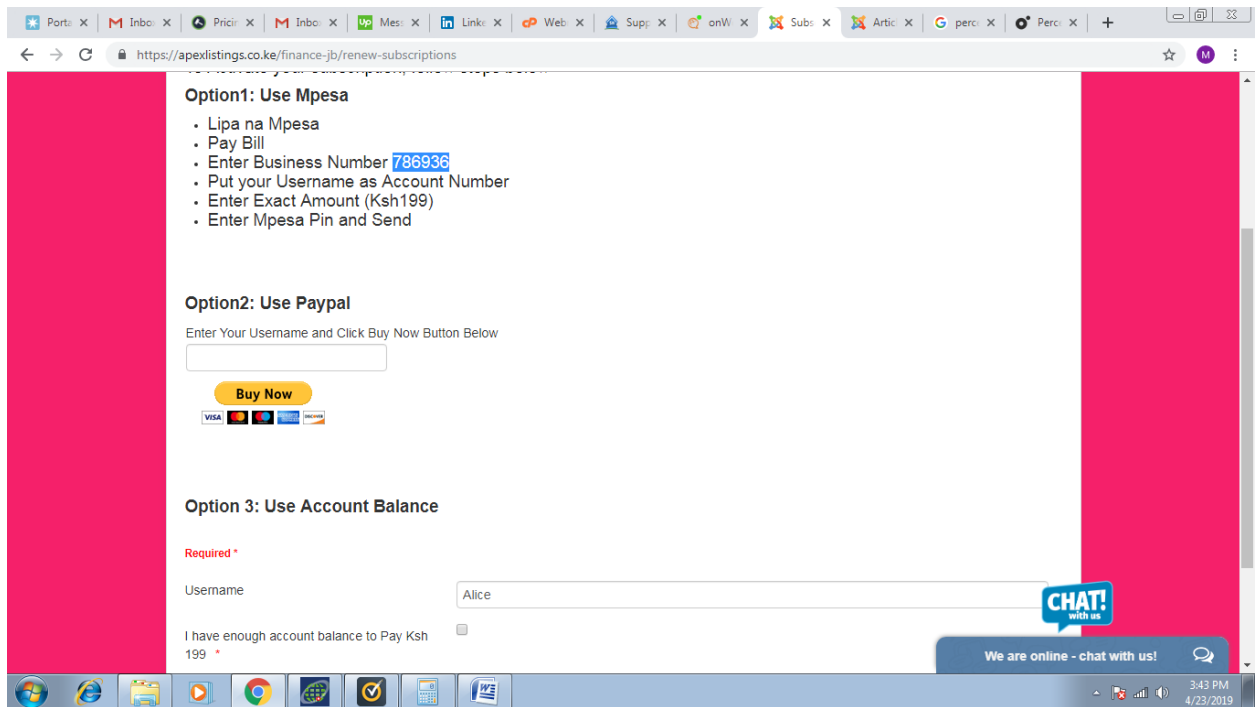
© 2018 ApexListings. A Product of Kalcha Fari Investments Back to Top

We are online - chat with us!



6. How to Pay subscription

You can pay subscription fee (Ksh 199) Via Paybill 786936 OR Paypal Or Using Account Balance



Best of Luck as you work on <https://apexlistings.co.ke>